















SURFACE MATERIALS







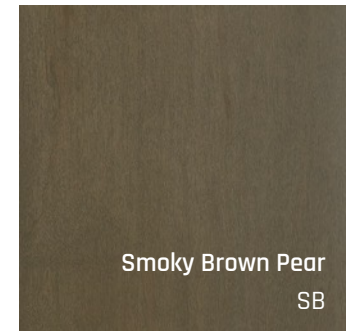


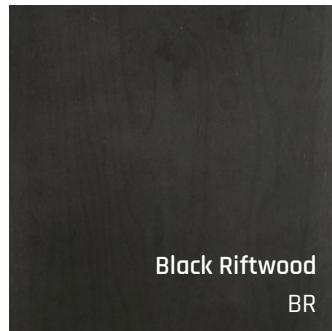
worden.

Reference + Selector

WOOD FINISHES - OAK






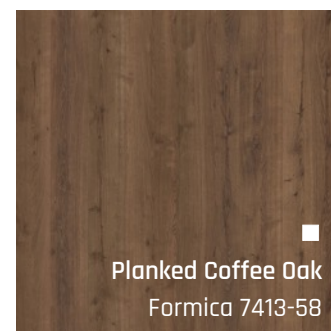


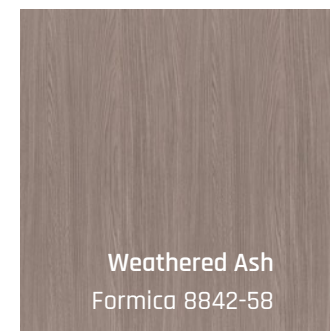

WOOD FINISHES - MAPLE



SURFACE MATERIALS




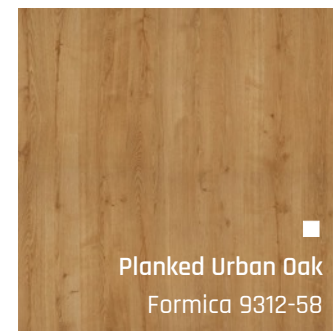


LAMINATES - WOODGRAIN

- Matches Worden Standard Wood Finish
- * Matches True Design Standard Wood Finish



LAMINATES - WOODGRAIN

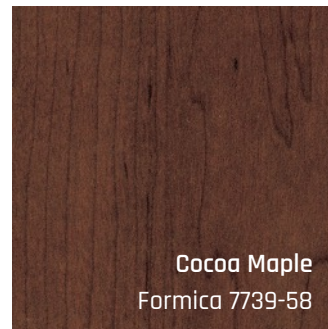
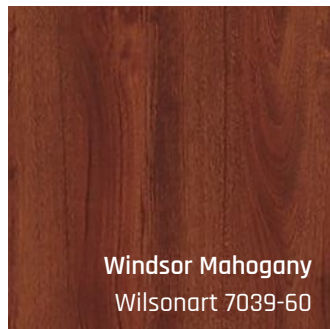


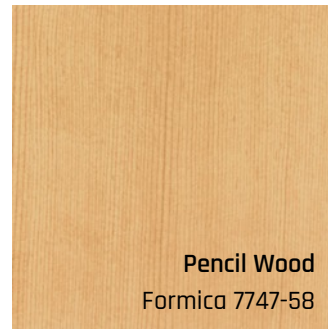
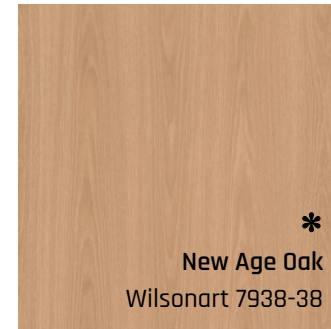
- Matches Worden Standard Wood Finish
- * Matches True Design Standard Wood Finish



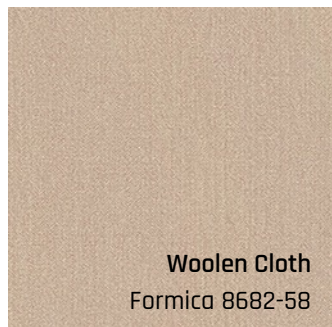


SURFACE MATERIALS

LAMINATES - WOODGRAIN



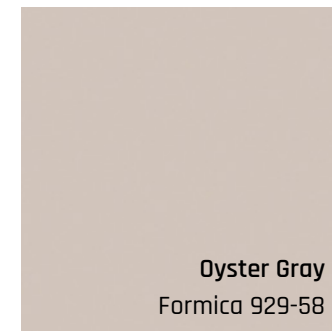
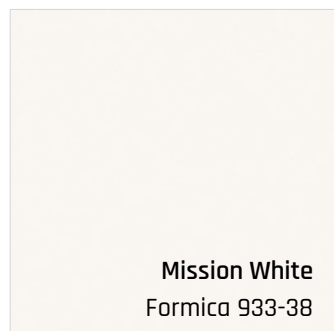
- * Matches True Design Standard Wood Finish
- Matches Wilsonart Kensington Maple
- Matches Wilsonart Fusion Maple




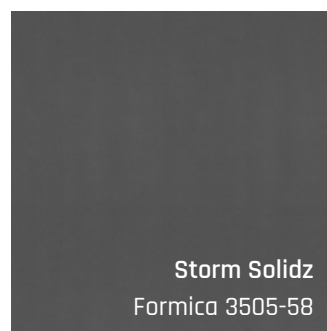
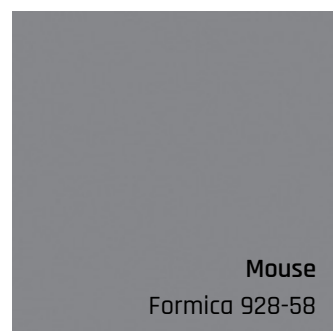
LAMINATES - PATTERN



LAMINATES - SOLID



LAMINATES - SOLID



PVC EDGE BANDS, 1MM + 3MM – STANDARD LAMINATE MATCHES

Woodgrains

<u>LAMINATE</u>			<u>EDGE BAND</u>
8841-58	WHITE ASH	Formica	F8841
5784-58	ASHWOOD BONE	Formica	F5784
5793-58	BUFF ELM	Formica	F5793
5791-58	GREYED OAK	Formica	F5791
8842-58	WEATHERED ASH	Formica	F8842
6994-58	CERUSE GRAY WALNUT	Formica	F6994
6413-58	SILVER RIFTWOOD	Formica	F6413
5788-58	HAZEL WALNUT	Formica	F5788
7413-58	PLANKED COFFEE OAK	Formica	F7413
5488-58	SMOKY BROWN PEAR	Formica	F5488
9283-58	WALNUT RIFTWOOD	Formica	F9283
6414-58	BLACK RIFTWOOD	Formica	F6414
7412-58	PLANKED RAW OAK	Formica	F7412
5785-58	ASHWOOD BEIGE	Formica	F5785
8676-58	SWEDE RIFT OAK	Formica	F8676
5794-58	BEIGE ELM	Formica	F5794
8906-58	DANISH MAPLE	Formica	F8906
6212-58	WHEAT STRAND	Formica	F6212
8843-58	NATURAL ASH	Formica	F8843
8844-58	AGED ASH	Formica	F884F4
5883-58	PECAN WOODLINE	Formica	F5883
9312-58	PLANKED URBAN OAK	Formica	F9312
5795-58	CAMEL ELM	Formica	F5795
6996-58	PECAN WALNUT	Formica	F6996
7969K-38	WAREHOUSE OAK	Wilsonart	W7969
6402-58	THERMO WALNUT	Formica	F6402
756-58	NATURAL MAPLE	Formica	F756
9238-58	CHELSEA MAPLE	Formica	F9238
9237-58	SAND MAPLE	Formica	W7909
7938-38	NEW AGE OAK	Wilsonart	W7938
6995-58	CHERRY WALNUT	Formica	F6995
8677-58	SCANDI RIFT OAK	Formica	F8677
118-58	FINNISH OAK	Formica	F118
7747-58	PENCIL WOOD	Formica	F7747
7925-38	MONTECELLO MAPLE	Wilsonart	W7925
7937-38	RIVER CHERRY	Wilsonart	W7937
5904-58	WILD CHERRY	Formica	F5904
7039-60	WINDSOR MAHOGANY	Wilsonart	W7039
7739-58	COCOA MAPLE	Formica	F7739



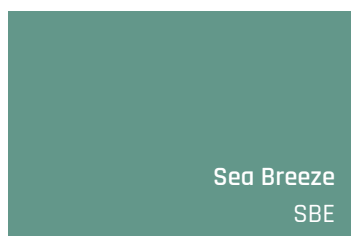




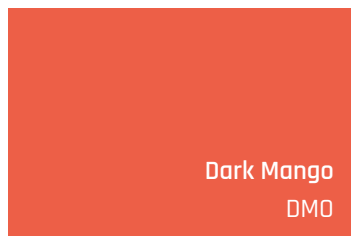



Patterns

<u>LAMINATE</u>			<u>EDGE BAND</u>
5875-58	NEUTRAL WEFT	Formica	F5875
4942-38	CRISP LINEN	Wilsonart	W4942
4857-60	SHADOW ZEPHYR	Wilsonart	W4857
8681-58	COTTON CLOTH	Formica	F8681
9285-58	WHITE TWILL	Formica	F9285
4783-60	WHITE TIGRIS	Wilsonart	W4783
4943-38	CLASSIC LINEN	Wilsonart	W4943
8827-58	SARUM TWILL	Formica	F8827
4990-38	FLAX LINEN	Wilsonart	W4990
7708-58	FLEX GAUZE	Formica	F7708
8682-58	WOOLEN CLOTH	Formica	F8682




Solids

949-58	WHITE	Formica	F949
933-58	MISSION WHITE	Formica	F933
920-58	ALMOND	Formica	F920
899-58	DESERT BEIGE	Formica	F899
929-58	OYSTER GRAY	Formica	F929
8751-58	MOJAVE	Formica	F8751
7813-58	CARDBOARD SOLIDZ	Formica	F7813
7812-58	MDF SOLIDZ	Formica	F7812
8241-58	EARTHENWARE	Formica	F8241
8240-58	LIQUID GLASS	Formica	F8240
5349-58	FOSSIL	Formica	F5349
8793-58	GREEN SLATE	Formica	F8793
927-58	FOLKSTONE	Formica	WD381
928-58	MOUSE	Formica	F928
3505-58	STORM SOLIDZ	Formica	F3505
909-58	BLACK	Formica	W1595
464-58	GRAYSTONE	Formica	F464
902-58	PLATINUM	Formica	F902
2770-58	SARUM GRAY	Formica	F2770
1097-58	CITADEL	Formica	F1097
837-58	GRAPHITE	Formica	WD91







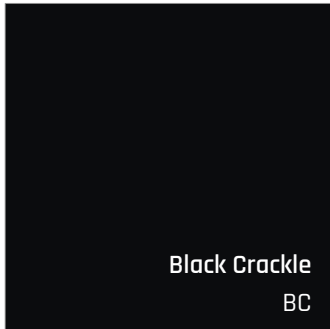
WOOD FINISHES - PAINT | OAK + MAPLE (SEATING - MIX + MAX, TJ)



HARDBOARD FINISHES - SHELVING BACK PANELS



METAL FINISHES

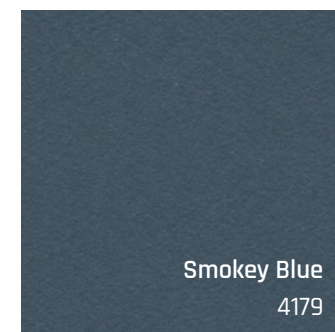


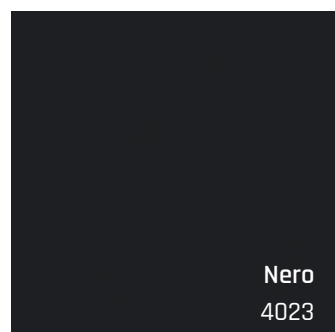


Metal finish availability varies by product; see product Price Guides for standard finishes per product.

METAL FINISHES - ESTEY STEEL SHELVING



LINOLEUM - FORBO



A close-up photograph of a wooden chair leg, showing the natural grain and texture of the wood. The leg is positioned horizontally across the middle of the frame. The background is a solid, muted grey color. In the bottom right corner, a portion of the chair's seat and another leg are visible, suggesting the overall context of the image is a chair.

W.