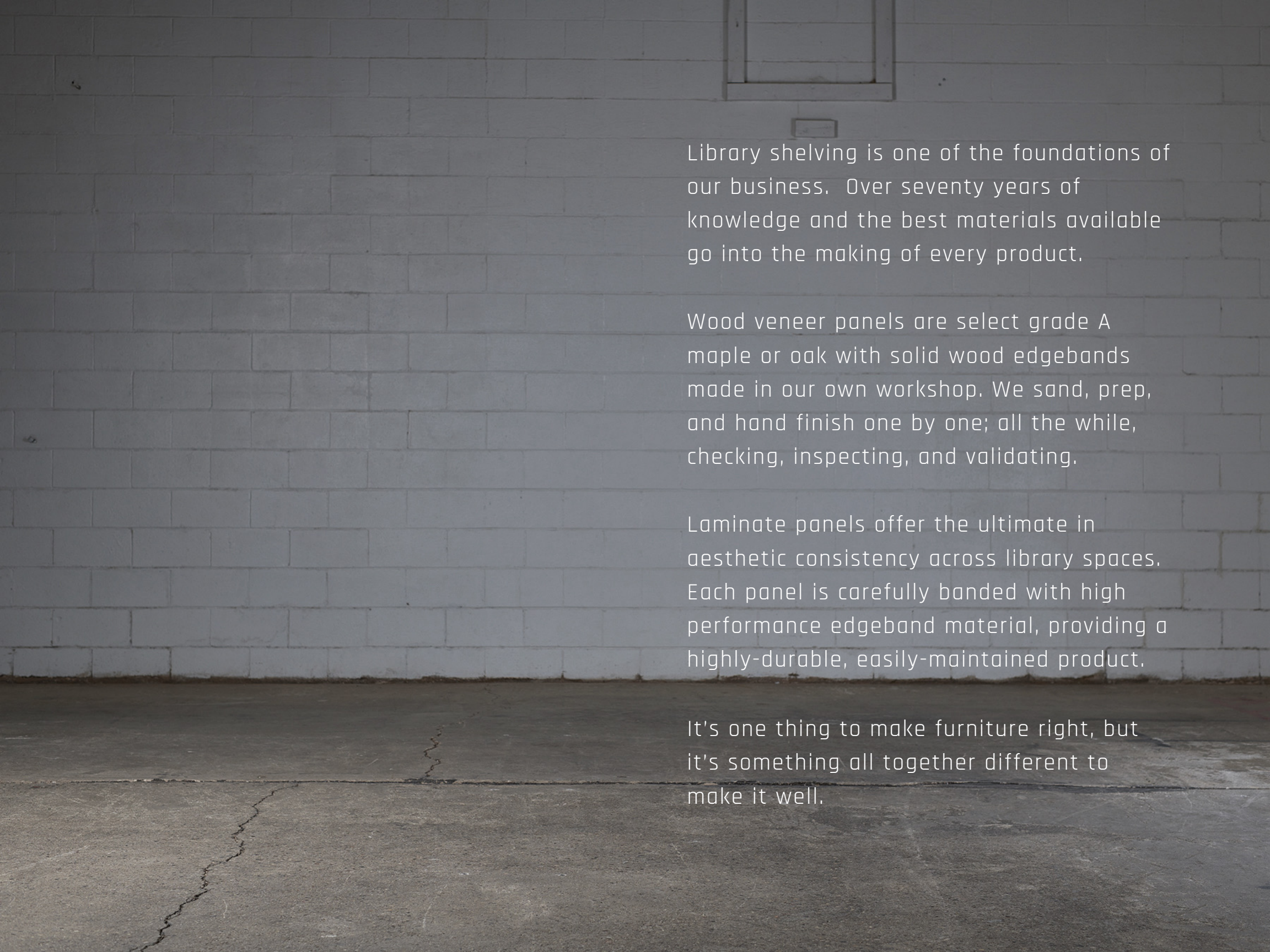


END PANELS + CANOPY TOPS

worden.

The background of the image is a dark, textured surface. The upper portion shows a brick wall with a small, dark rectangular object, possibly a light switch or a small window, near the top center. The lower portion shows a concrete floor with a prominent, jagged crack running diagonally from the bottom left towards the center. The overall lighting is dim, creating a moody and industrial atmosphere.

Library shelving is one of the foundations of our business. Over seventy years of knowledge and the best materials available go into the making of every product.

Wood veneer panels are select grade A maple or oak with solid wood edgebands made in our own workshop. We sand, prep, and hand finish one by one; all the while, checking, inspecting, and validating.

Laminate panels offer the ultimate in aesthetic consistency across library spaces. Each panel is carefully banded with high performance edgeband material, providing a highly-durable, easily-maintained product.

It's one thing to make furniture right, but it's something all together different to make it well.





Fiction A-H

Fiction I-R

Fiction I-R
Fiction I-R





NON-FICTION
← 001 - 005.75
005.75 - 123.5 →
Generalities
Philosophy & Psychology

NON-FICTION
123.45 - 123.46
123.46 - 123.47
Philosophy & Psychology
Logic



Garden topics:

628.7: Composting
634-634.8: Fruit Gardening
635: Gardening
712-719: Garden Design

How does
your
GARDEN
grow?

Cooking



Research Pavilion
973.7 Los 937 Wol
to to
973.73 Cal 965 Por

Research Pavilion
929.2 R59 811.08 H37
to to
929.9 Rit 920 Who









CIRCULATION

AVCD
FIC
A-Z

AVCD
FIC
A-Z

AVCD
FIC
A-Z

AVCD
FIC
A-Z

AVCD
FIC
A-Z

AVCD
FIC
A-Z





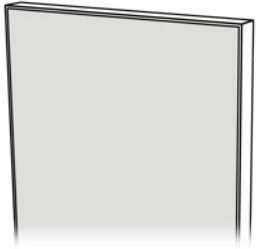







Overseas

Worden Standard End Panel Designs




Teres

- 1/8" Oak or Maple Eased Edge
- Face - Single, Double
- Surface - Oak or Maple Veneer
- Thickness - 0.75" and 1.25"
- Standard Depths - 8" - 32"
- Standard Heights - 40" - 90"




LD

- 3/8" Oak or Maple Eased Edge
- Face - Single, Double
- Surface - Oak or Maple Veneer - Laminate
- Thickness - 0.75", 1.25"
- Standard Depths - 8" - 32"
- Standard Heights - 40" - 90"
- Matching Canopy Tops



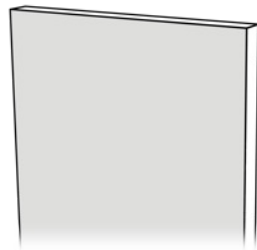
MWS

- 5/8" Oak or Maple Eased Edge
- Face - Single, Double
- Surface - Oak or Maple Veneer
- Thickness - 1.25"
- Standard Depths - 8" - 32"
- Standard Heights - 40" - 90"




Marlborough

- 5/8" Oak or Maple Bullnose Edge
- Face - Single, Double
- Surface - Oak or Maple Veneer
- Thickness - 1.25"
- Standard Depths - 8" - 32"
- Standard Heights - 40" - 90"
- Matching Canopy Tops




Linear 1.0

- 1MM PVC Edge
- Face - Single, Double
- Surface - Laminate
- Thickness - 0.75" and 1.25"
- Standard Depths - 8" - 32"
- Standard Heights - 40" - 90"
- Matching Canopy Tops



Linear 3.0

- 3MM PVC Edge
- Face - Single, Double
- Surface - Laminate
- Thickness - 0.75" and 1.25"
- Standard Depths - 8" - 32"
- Standard Heights - 40" - 90"
- Matching Canopy Tops



Self-Edged

- Laminate Internal Edge
- Face - Single, Double
- Surface - Laminate
- Thickness - 0.75" and 1.25"
- Standard Depths - 8" - 32"
- Standard Heights - 40" - 90"
- Matching Canopy Tops



W.