
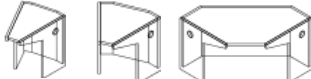



**MWS CASEGOODS**

**worden.**


**List Price Guide**  
July 2021 (2021-26-2)

## MWS Casegoods

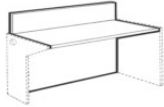
	Model #	Description	Dimensions	List Price
<b>Panel</b>				
	MWS/2924/M-EP	SF, END PANEL, OAK	29-1/2"H x 25"W	\$325
	MWS/2924/M-EP-M	SF, END PANEL, MAPLE	29-1/2"H x 25"W	\$350
	MWS/2930/M-EP	SF, END PANEL, OAK	29-1/2"H x 31"W	\$386
	MWS/2930/M-EP-M	SF, END PANEL, MAPLE	29-1/2"H x 31"W	\$417
	MWS/2948/M-EP	DF, END PANEL, OAK	29-1/2"H x 50"W	\$567
	MWS/2948/M-EP-M	DF, END PANEL, MAPLE	29-1/2"H x 50"W	\$611
	MWS/2960/M-EP	DF, END PANEL, OAK	29-1/2"H x 62"W	\$671
	MWS/2960/M-EP-M	DF, END PANEL, MAPLE	29-1/2"H x 62"W	\$724
	MWS-2924-IP	SF, INTERMEDIATE PANEL, OAK	29-1/8"H x 24-1/4"W	\$325
	MWS-2924-IP-M	SF, INTERMEDIATE PANEL, MAPLE	29-1/8"H x 24-1/4"W	\$350
MWS-2930-IP	SF, INTERMEDIATE PANEL, OAK	29-1/8"H x 30-1/4"W	\$386	
MWS-2930-IP-M	SF, INTERMEDIATE PANEL, MAPLE	29-1/8"H x 30-1/4"W	\$417	
MWS-2948-IP	DF, INTERMEDIATE PANEL, OAK	29-1/8"H x 48-1/2"W	\$567	
MWS-2948-IP-M	DF, INTERMEDIATE PANEL, MAPLE	29-1/8"H x 48-1/2"W	\$611	
MWS-2960-IP	DF, INTERMEDIATE PANEL, OAK	29-1/8"H x 60-1/2"W	\$671	
MWS-2960-IP-M	DF, INTERMEDIATE PANEL, MAPLE	29-1/8"H x 60-1/2"W	\$724	
MWS-2924-KP	SF, KNEESPACE PANEL, OAK	29-1/8"H x 24-1/4"W	\$451	
MWS-2924-KP-M	SF, KNEESPACE PANEL, MAPLE	29-1/8"H x 24-1/4"W	\$485	
MWS-2930-KP	SF, KNEESPACE PANEL, OAK	29-1/8"H x 30-1/4"W	\$473	
MWS-2930-KP-M	SF, KNEESPACE PANEL, MAPLE	29-1/8"H x 30-1/4"W	\$510	
MWS-2948-KP	DF, KNEESPACE PANEL, OAK	29-1/8"H x 48-1/2"W	\$801	
MWS-2948-KP-M	DF, KNEESPACE PANEL, MAPLE	29-1/8"H x 48-1/2"W	\$866	
MWS-2960-KP	DF, KNEESPACE PANEL, OAK	29-1/8"H x 60-1/2"W	\$844	
MWS-2960-KP-M	DF, KNEESPACE PANEL, MAPLE	29-1/8"H x 60-1/2"W	\$912	
<b>Articulated Top</b>				
	MWS/30/AAT	ARTICULATED ANGULAR TOP, OAK	30° ANGLE	\$1,287
	MWS/30/AAT-M	ARTICULATED ANGULAR TOP, MAPLE	30° ANGLE	\$1,389
	MWS/30/24/AAT	ARTICULATED ANGULAR TOP, OAK	30° ANGLE FOR 24" D UNIT	\$1,276
	MWS/30/24/AAT-M	ARTICULATED ANGULAR TOP, MAPLE	30° ANGLE FOR 24" D UNIT	\$1,381
	MWS/45/AAT	ARTICULATED ANGULAR TOP, OAK	45° ANGLE	\$1,355
	MWS/45/AAT-M	ARTICULATED ANGULAR TOP, MAPLE	45° ANGLE	\$1,464
	MWS/45/24/AAT	ARTICULATED ANGULAR TOP, OAK	45° ANGLE FOR 24" D UNIT	\$1,329
	MWS/45/24/AAT-M	ARTICULATED ANGULAR TOP, MAPLE	45° ANGLE FOR 24" D UNIT	\$1,436
	MWS/90/AET	ARTICULATED EXTENDED TOP, OAK	28"W, 90° ANGLE	\$1,633
	MWS/90/AET-M	ARTICULATED EXTENDED TOP, MAPLE	28"W, 90° ANGLE	\$1,764
MWS/90/24/AET	ARTICULATED EXTENDED TOP, OAK	28"W, 90° ANGLE FOR 24" D UNIT	\$1,593	
MWS/90/24/AET-M	ARTICULATED EXTENDED TOP, MAPLE	28"W, 90° ANGLE FOR 24" D UNIT	\$1,719	
<b>Module Worksurface</b>				
	MWS/2430/TF	MODULE WORKSURFACE, OAK	24"Dx 30"W x 29"H	\$732
	MWS/2430/TF-M	MODULE WORKSURFACE, MAPLE	24"Dx 30"W x 29"H	\$792
	MWS/2436/TF	MODULE WORKSURFACE, OAK	24"Dx 36"W x 29"H	\$839
	MWS/2436/TF-M	MODULE WORKSURFACE, MAPLE	24"Dx 36"W x 29"H	\$908
	MWS/2448/TF	MODULE WORKSURFACE, OAK	24"Dx 48"W x 29"H	\$1,056
	MWS/2448/TF-M	MODULE WORKSURFACE, MAPLE	24"Dx 48"W x 29"H	\$1,143
	MWS/2460/TF	MODULE W/S, W/ GUSSET, OAK	24"D x 60"W x 29"H	\$1,268
	MWS/2460/TF-M	MODULE W/S, W/ GUSSET, MAPLE	24"D x 60"W x 29"H	\$1,367
	MWS/2472/TF	MODULE W/S, W/ GUSSET, OAK	24"D x 72"W x 29"H	\$1,480
	MWS/2472/TF-M	MODULE W/S, W/ GUSSET, MAPLE	24"D x 72"W x 29"H	\$1,597
	MWS/3030/TF	MODULE WORKSURFACE, OAK	30"Dx 30"W x 29"H	\$762
	MWS/3030/TF-M	MODULE WORKSURFACE, MAPLE	30"Dx 30"W x 29"H	\$823
	MWS/3036/TF	MODULE WORKSURFACE, OAK	30"Dx 36"W x 29"H	\$875
	MWS/3036/TF-M	MODULE WORKSURFACE, MAPLE	30"Dx 36"W x 29"H	\$945
	MWS/3048/TF	MODULE WORKSURFACE, OAK	30"Dx 48"W x 29"H	\$1,104
	MWS/3048/TF-M	MODULE WORKSURFACE, MAPLE	30"Dx 48"W x 29"H	\$1,192
	MWS/3060/TF	MODULE W/S, W/ GUSSET, OAK	30"D x 60"W x 29"H	\$1,330
	MWS/3060/TF-M	MODULE W/S, W/ GUSSET, MAPLE	30"D x 60"W x 29"H	\$1,436
MWS/3072/TF	MODULE W/S, W/ GUSSET, OAK	30"D x 72"W x 29"H	\$1,555	
MWS/3072/TF-M	MODULE W/S, W/ GUSSET, MAPLE	30"D x 72"W x 29"H	\$1,679	
MWS/4830/TF	DOUBLE-FACED MODULE, OAK	24"D x 30 W x 29" H	\$1,074	

cont'd ▶

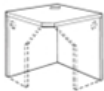
## MWS Casegoods

	Model #	Description	Dimensions	List Price
	MWS/4830/TF-M	DOUBLE-FACED MODULE, MAPLE	24"D x 30 W x 29" H	\$1,160
	MWS/4836/TF	DOUBLE-FACED MODULE, OAK	24"D x 36 W x 29" H	\$1,229
	MWS/4836/TF-M	DOUBLE-FACED MODULE, MAPLE	24"D x 36 W x 29" H	\$1,329
	MWS/4848/TF	DOUBLE-FACED MODULE, OAK	24"D x 48 W x 29" H	\$1,541
	MWS/4848/TF-M	DOUBLE-FACED MODULE, MAPLE	24"D x 48 W x 29" H	\$1,662
	MWS/4860/TF	DF MODULE W/ GUSSET, OAK	24"D x 60 W x 29" H	\$1,848
	MWS/4860/TF-M	DF MODULE W/ GUSSET, MAPLE	24"D x 60 W x 29" H	\$1,996
	MWS/4872/TF	DF MODULE W/ GUSSET, OAK	24"D x 72 W x 29" H	\$2,156
	MWS/4872/TF-M	DF MODULE W/ GUSSET, MAPLE	24"D x 72 W x 29" H	\$2,328
	MWS/6030/TF	DOUBLE-FACED MODULE, OAK	60"D x 30 W x 29" H	\$1,138
	MWS/6030/TF-M	DOUBLE FACED MODULE, MAPLE	60"D x 30 W x 29" H	\$1,229
	MWS/6036/TF	DOUBLE-FACED MODULE, OAK	60"D x 36 W x 29" H	\$1,308
	MWS/6036/TF-M	DOUBLE FACED MODULE, MAPLE	60"D x 36 W x 29" H	\$1,412
	MWS/6048/TF	DOUBLE-FACED MODULE, OAK	60"D x 48 W x 29" H	\$1,650
	MWS/6048/TF-M	DOUBLE FACED MODULE, MAPLE	60"D x 48 W x 29" H	\$1,781
MWS/6060/TF	DF MODULE W/ GUSSET, OAK	60"D x 60 W x 29" H	\$1,987	
MWS/6060/TF-M	DF MODULE W/ GUSSET, MAPLE	60"D x 60 W x 29" H	\$2,146	
MWS/6072/TF	DF MODULE W/ GUSSET, OAK	60"D x 72 W x 29" H	\$2,321	
MWS/6072/TF-M	DF MODULE W/ GUSSET, MAPLE	60"D x 72 W x 29" H	\$2,506	

## Front Module Worksurface

	MWS/2430/TRF	FRONT MODULE W/S, OAK	24"D x 30"W x 29"H	\$853
	MWS/2430/TRF-M	FRONT MODULE W/S, MAPLE	24"D x 30"W x 29"H	\$922
	MWS/2436/TRF	FRONT MODULE W/S, OAK	24"D x 36"W x 29"H	\$979
	MWS/2436/TRF-M	FRONT MODULE W/S, MAPLE	24"D x 36"W x 29"H	\$1,056
	MWS/2448/TRF	FRONT MODULE W/S, OAK	24"D x 48"W x 29"H	\$1,238
	MWS/2448/TRF-M	FRONT MODULE W/S, MAPLE	24"D x 48"W x 29"H	\$1,337
	MWS/2460/TRF	FRONT MODULE W/S W/ GUSSET	24"D x 60"W x 29"H	\$1,493
	MWS/2460/TRF-M	FRONT MODULE W/S W/ GUSSET, MAPLE	24"D x 60"W x 29"H	\$1,614
	MWS/2472/TRF	FRONT MODULE W/S W/ GUSSET	24"D x 72"W x 29"H	\$1,749
	MWS/2472/TRF-M	FRONT MODULE W/S W/ GUSSET, MAPLE	24"D x 72"W x 29"H	\$1,887
	MWS/3030/TRF	FRONT MODULE W/S, OAK	30"D x 30"W x 29"H	\$879
	MWS/3030/TRF-M	FRONT MODULE W/S, MAPLE	30"D x 30"W x 29"H	\$949
	MWS/3036/TRF	FRONT MODULE W/S, OAK	30"D x 36"W x 29"H	\$1,013
	MWS/3036/TRF-M	FRONT MODULE W/S, MAPLE	30"D x 36"W x 29"H	\$1,095
	MWS/3048/TRF	FRONT MODULE W/S, OAK	30"D x 48"W x 29"H	\$1,282
	MWS/3048/TRF-M	FRONT MODULE W/S, MAPLE	30"D x 48"W x 29"H	\$1,384
	MWS/3060/TRF	FRONT MODULE W/S W/ GUSSET, OAK	30"D x 60"W x 29"H	\$1,549
	MWS/3060/TRF-M	FRONT MODULE W/S W/ GUSSET, MAPLE	30"D x 60"W x 29"H	\$1,674
	MWS/3072/TRF	FRONT MODULE W/S W/ GUSSET, OAK	30"D x 72"W x 29"H	\$1,818
	MWS/3072/TRF-M	FRONT MODULE W/S W/ GUSSET, MAPLE	30"D x 72"W x 29"H	\$1,963
	MWS/4830/TRF	DF FRONT MODULE, OAK	48"D x 30 W x 29" H	\$1,191
	MWS/4830/TRF-M	DF FRONT MODULE, MAPLE	48"D x 30 W x 29" H	\$1,286
	MWS/4836/TRF	DF FRONT MODULE, OAK	48"D x 36 W x 29" H	\$1,367
	MWS/4836/TRF-M	DF FRONT MODULE, MAPLE	48"D x 36 W x 29" H	\$1,476
	MWS/4848/TRF	DF FRONT MODULE, OAK	48"D x 48 W x 29" H	\$1,723
	MWS/4848/TRF-M	DF FRONT MODULE, MAPLE	48"D x 48 W x 29" H	\$1,861
	MWS/4860/TRF	DF FRONT MODULE W/ GUSSET, OAK	48"D x 60 W x 29" H	\$2,073
	MWS/4860/TRF-M	DF FRONT MODULE W/ GUSSET, MAPLE	48"D x 60 W x 29" H	\$2,237
	MWS/4872/TRF	DF FRONT MODULE W/ GUSSET, OAK	48"D x 72 W x 29" H	\$2,423
	MWS/4872/TRF-M	DF FRONT MODULE W/ GUSSET, MAPLE	48"D x 72 W x 29" H	\$2,619
	MWS/6030/TRF	DF FRONT MODULE, OAK	60"D x 30 W x 29" H	\$1,256
	MWS/6030/TRF-M	DF FRONT MODULE, MAPLE	60"D x 30 W x 29" H	\$1,356
	MWS/6036/TRF	DF FRONT MODULE, OAK	60"D x 36 W x 29" H	\$1,446
MWS/6036/TRF-M	DF FRONT MODULE, MAPLE	60"D x 36 W x 29" H	\$1,562	
MWS/6048/TRF	DF FRONT MODULE, OAK	60"D x 48 W x 29" H	\$1,827	
MWS/6048/TRF-M	DF FRONT MODULE, MAPLE	60"D x 48 W x 29" H	\$1,974	
MWS/6060/TRF	DF FRONT MODULE W/ GUSSET, OAK	60"D x 60 W x 29" H	\$2,207	
MWS/6060/TRF-M	DF FRONT MODULE W/ GUSSET, MAPLE	60"D x 60 W x 29" H	\$2,384	
MWS/6072/TRF	DF FRONT MODULE W/ GUSSET, OAK	60"D x 72 W x 29" H	\$2,585	
MWS/6072/TRF-M	DF FRONT MODULE W/ GUSSET, MAPLE	60"D x 72 W x 29" H	\$2,791	

## Corner Unit

	MWS/90/24/SC-TF	90° CLOSED, OAK	25-1/2"D x 31-1/2"W x29"H	\$1,134
	MWS/90/24/SC-TF-M	90° CLOSED, MAPLE	25-1/2"D x 31-1/2"W x29"H	\$1,225
	MWS/90/24/SC-TRF	90° CLOSED, RAISED FRONT, OAK	25-1/2"D x 31-1/2"W x39"H	\$1,372
	MWS/90/24/SC-TRF-M	90° CLOSED, RAISED FRONT, MAPLE	25-1/2"D x 31-1/2"W x39"H	\$1,480
	MWS/90/SC-TF	90° CLOSED, OAK	31-1/2"D x 31-1/2"W x29"H	\$1,147
	MWS/90/SC-TF-M	90° CLOSED, MAPLE	31-1/2"D x 31-1/2"W x29"H	\$1,239
	MWS/90/SC-TRF	90° CLOSED, RAISED FRONT, OAK	31-1/2"D x 31-1/2"W x39"H	\$1,381
	MWS/90/SC-TRF-M	90° CLOSED, RAISED FRONT, MAPLE	31-1/2"D x 31-1/2"W x39"H	\$1,492