

REFECT TABLES

worden.

REFECT - Inspired community tables. Utility and beauty for large group, team, workspace, and individual project spaces. Four-leg design and optional in-surface power maximize flexibility. Seated, counter, and standing heights. Solid wood frame and legs with flush and extended tops in wood veneer or laminate.











STATEMENT OF LINE

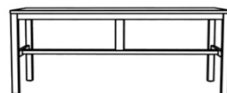
FLUSH FRAME TABLES

Seated Height (29"h)



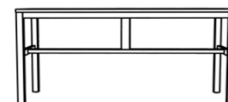
36x72
36x84
42x84
42x96
48x96

Counter Height (36"h)



36x72
36x84
42x84

Standing Height (42"h)



36x72
36x84
42x84

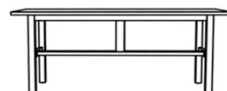
INSET FRAME TABLES

Seated Height (29"h)



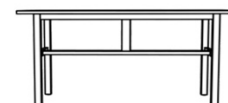
36x72
36x84
42x84
42x96
48x96
48x108

Counter Height (36"h)



36x72
36x84
42x84

Standing Height (42"h)



36x72
36x84
42x84

OVERVIEW

Key Features

- Solid wood frame and legs.
- Entire product line is 4-leg style; consistent design language and specification regardless of size.
- Structural bridge standard (veneer and finish to match frame).
- Tops - 1.25" Laminate or Veneer with flat edge band.
 - Laminate with 3mm PVC or solid wood edge.
 - Veneer with solid wood edge.
- Adjustable glides standard, locking caster option.

Power Option

- Flush mount in-surface power unit; (2) AC + (2) USB charging.
 - Tables up to 84" length - (1) power unit.
 - Tables greater than 84" length - (2) power units.
- "Power" option adds vertical wire shroud to seated height tables (veneer and finish to match frame).
- Optional bridge-to-floor wire manager available.

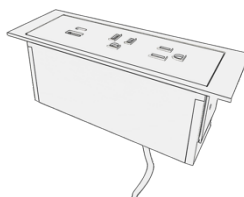
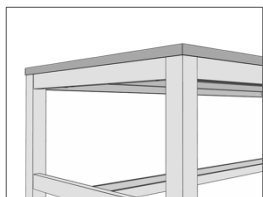
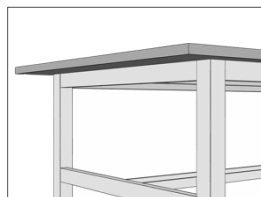


Table Frame Styles



FLUSH FRAME TABLE

Top visually flush to frame.



INSET FRAME TABLE

Top extends from frame
6" (ends), 3" (sides).

STANDARD SURFACE MATERIALS + FINISHES

Frame + Legs

Oak or Maple

- Aged
- Black Riftwood
- Coffee
- Raw
- Smokey Brown Pear
- Steel Grey
- Urban
- Clear Matte

Tops

Oak Veneer + Oak Edge

Maple Veneer + Maple Edge

- Aged
- Black Riftwood
- Coffee
- Raw
- Smokey Brown Pear
- Steel Grey
- Urban
- Clear

Laminate + Matching PVC Edge

Solid

- Black
- Folkstone
- Storm
- White

Woodgrain

- Aged Ash
- Black Riftwood
- Planked Coffee Oak
- Planked Raw Oak
- Planked Urban Oak
- Smokey Brown Pear
- White Twill

Other

Power

- Black
- Storm
- White

Casters

- Black

Laminate + Oak Edge or Maple Edge

Solid Laminate

- Black
- Folkstone
- Storm
- White

Oak or Maple Edge

- Aged
- Black Riftwood
- Coffee
- Raw
- Smokey Brown Pear
- Steel Grey
- Urban
- Clear Matte



W.