

VERGE

Worden Price List Addendum

June 2019



WORDEN

The Worden Company . 199 East 17th Street . Holland, MI 49423 . 800-748-0561 . www.wordencompany.com

Verge

VERGE, SINGLE and DOUBLE FACE

VERGE shelving is designed to work with Worden's popular PinFast system to offer a variety of layout options. The curved units paired with straightshelving units allow for unlimited design opportunities. Each curved unit is furnished with a 1/4" thick curved veneer back panel with a cornice top in either veneer or laminate. Cornice tops in veneer are manufactured with 1/16" wood band. Cornice tops in laminate are produced with 1/16" wood edge band. Shelves are constructed of 3/4" thick veneered (oak or maple) plywood and banded on the front edge with 1/16" wood band. Single units are offered with concave or convex open shelving. Corner units offered for 20" and 24" double units. Field modifiable units only available on straight shelf applications. 42" tall overhang counter desks available on 16" depths only (top sold separately).

STATEMENT OF LINE OVERVIEW

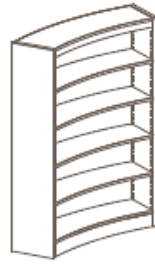
SINGLE FACE



Height: 42"
Depth: 12" & 16"
Concave or Convex



Height: 48"
Depth: 12" & 16"
Concave or Convex

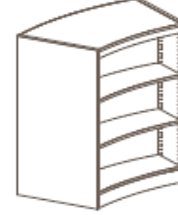


Height: 63"
Depth: 12" & 16"
Concave or Convex

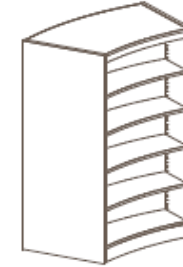
DOUBLE FACE



Height: 42"
Depth: 20" & 24"

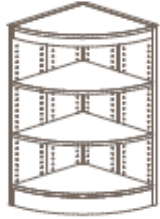


Height: 48"
Depth: 20" & 24"



Height: 63"
Depth: 20" & 24"

CORNER UNIT

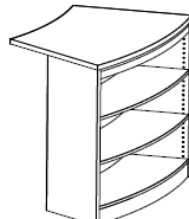


Height: 42", 48", 63"
Depth: 20" & 24"

COUNTER DESK



Height: 42"
Depth: 16"
Concave



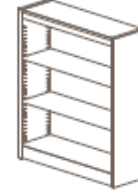
Height: 42"
Depth: 16"
Convex

MOBILE DOUBLE



Height: 42", 48"
Depth: 20" & 24"

STRAIGHT SINGLE FACE



Height: 42", 48", 63"
Depth: 12", 16"

STRAIGHT DOUBLE FACE



Height: 42", 48", 63"
Depth: 20" & 24"

SPECIFICATIONS:

Angle: 30° & Straight
Single Face: 12" & 16" D
Double Face: 20" & 24" D
Benches: 35" W x 19" H (upholstered)
Wood Species: Oak & Maple
Solid Wood Edgeband
Corner Display: 90°
Back Panels: Veneer



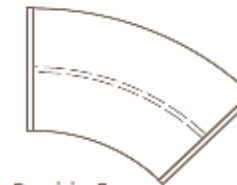
Single Face
Depth: 12"



Single Face
Depth: 16"

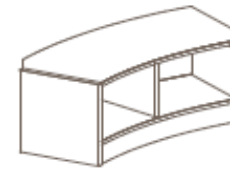


Double Face
Depth: 20"



Double Face
Depth: 24"

BENCH



Height: 19"
Depth: 12", 16", 20", 24"
Mobile Option Available

VERGE ITEM ORDERING

Specifications Required For Product Code

- + Model
- + Size
- + Contour
- + Starter/Adder
- + Material / Species
- + Finish
- + Laminate (if applicable)

Example below:

V	E	R	-	6	3	1	6	-	X	3	-	S	-	R	O	-	C	L	-	8	8	2	7	-	5	8
Model				Size					Contour			Start/		Material/			Finish			Laminate						
				Height Depth								Add		Species						(if applicable)						

Model

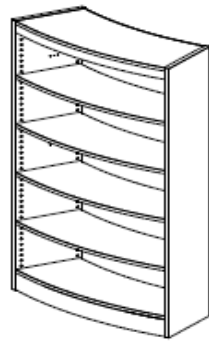
Verge (VER)

Size Example

Height / Depth (6316)

Contour Example

- Straight (ST)
- Field Modifiable (FM) - straight only
- Curved Concave (V3)
- Curved Convex (X3)



Starter/Adder

- Starter (S)
- Adder (A) **or**

Ex: VER-6316-X3-S-RO-CL-8827-58-CL

Material / Species

- Red Oak (RO)
- Maple (MP) **or**

Verge Curved Shelving, 63" High, 16" Deep, Single Face
Convex, Starter, Red Oak, Clear Lacquer Finish, Laminate-Sarim Twill Laminate Cornice

Finish Example

Clear (CL)

Laminate Example

Formica, Sarim Twill Laminate (8827-58)

TRADITIONAL FINISH PALETTE

Red Oak

- Autumn Oak - AO
- Black on Oak - BK
- Cordovan Oak - CO
- Clear Sealer & Lacquer on Oak - CL
- English Oak - EO
- Executive Oak - XO
- Light Cherry on Oak - LC

Maple

- Clear Sealer & Lacquer on Maple - CL
- Honey on Maple - HM
- Light Cherry on Maple - LC

CF - Custom Wood Finish (Pricing to be considered)

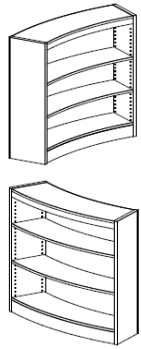
URBAN FINISH PALETTE

Red Oak

- Smokey Brown Pear on Oak - SP
- Black Riftwood on Oak - BR
- Urban on Oak - UO
- Raw Oak - RW (add 5% to list for special 2-step finish process)
- Aged Oak - AG (add 5% to list for special 2-step finish process)
- Coffee on Oak - CE
- Steel Grey on Oak - SG

VERGE SINGLE FACE

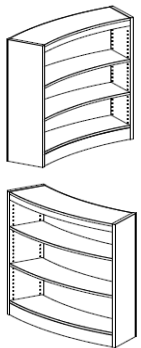
**Verge, Single Faced, Red Oak, HPL Cornice
VER-XXXX-XX-X-RO-XX-XXXX-XX**



Height	Depth	Item	Starter (S)				Adder (A)			
			Straight	Field Modifiable	Curved Concave 30	Curved Convex 30	Straight	Field Modifiable	Curved Concave 30	Curved Convex 30
			ST	FM	V3	X3	ST	FM	V3	X3
42	12	VER-4212	1050	1126	1516	1516	914	972	1264	1264
42	16	VER-4216	1525	1639	2224	2224	1271	1357	1796	1796
48	12	VER-4812	1050	1126	1516	1516	914	972	1264	1264
48	16	VER-4816	1525	1639	2224	2224	1271	1357	1796	1796
63	12	VER-6312	1506	1619	2195	2195	1257	1342	1775	1775
63	16	VER-6316	2209	2378	3243	3243	1786	1912	2562	2562

List prices in USD (\$)

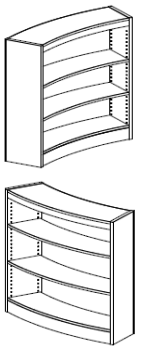
**Verge, Single Faced, Red Oak, Veneer Cornice
VER-XXXX-XX-X-RO-XX**



Height	Depth	Item	Starter (S)				Adder (A)			
			Straight	Field Modifiable	Curved Concave 30	Curved Convex 30	Straight	Field Modifiable	Curved Concave 30	Curved Convex 30
			ST	FM	V3	X3	ST	FM	V3	X3
42	12	VER-4212	1082	1160	1563	1563	938	997	1299	1299
42	16	VER-4216	1573	1690	2294	2294	1307	1395	1849	1849
48	12	VER-4812	1082	1160	1563	1563	938	997	1299	1299
48	16	VER-4816	1573	1690	2294	2294	1307	1395	1849	1849
63	12	VER-6312	1553	1669	2265	2265	1292	1379	1827	1827
63	16	VER-6316	2279	2453	3347	3347	1838	1969	2640	2640

List prices in USD (\$)

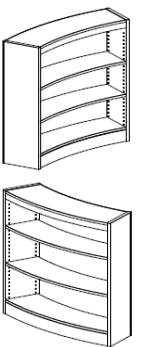
**Verge, Single Faced, Maple, HPL Cornice
VER-XXXX-XX-X-MP-XX-XXXX-XX**



Height	Depth	Item	Starter (S)				Adder(A)			
			Straight	Field Modifiable	Curved Concave 30	Curved Convex 30	Straight	Field Modifiable	Curved Concave 30	Curved Convex 30
			ST	FM	V3	X3	ST	FM	V3	X3
42	12	VER-4212	1107	1188	1601	1601	957	1018	1328	1328
42	16	VER-4216	1611	1732	2351	2351	1336	1427	1892	1892
48	12	VER-4812	1107	1188	1601	1601	957	1018	1328	1328
48	16	VER-4816	1611	1732	2351	2351	1336	1427	1892	1892
63	12	VER-6312	1591	1710	2321	2321	1321	1410	1869	1869
63	16	VER-6316	2336	2515	3431	3431	1881	2015	2704	2704

List prices in USD (\$)

**Verge, Single Faced, Maple, Veneer Cornice
VER-XXXX-XX-X-MP-XX**

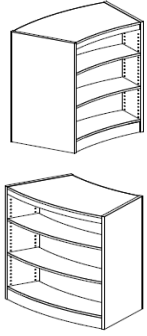


Height	Depth	Item	Starter (S)				Adder(A)			
			Straight	Field Modifiable	Curved Concave 30	Curved Convex 30	Straight	Field Modifiable	Curved Concave 30	Curved Convex 30
			ST	FM	V3	X3	ST	FM	V3	X3
42	12	VER-4212	1141	1224	1650	1650	982	1045	1365	1365
42	16	VER-4216	1661	1786	2425	2425	1373	1467	1948	1948
48	12	VER-4812	1141	1224	1650	1650	982	1045	1365	1365
48	16	VER-4816	1661	1786	2425	2425	1373	1467	1948	1948
63	12	VER-6312	1640	1763	2394	2394	1358	1450	1925	1925
63	16	VER-6316	2410	2595	3541	3541	1936	2075	2787	2787

List prices in USD (\$)

VERGE DOUBLE FACE

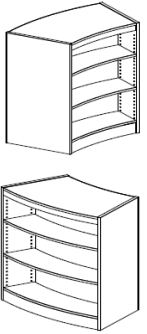
**Verge, Double Faced, Red Oak, HPL Cornice
VER-XXXX-XX-RO-XX-XXXX-XX**



Height	Depth	Item	Starter (S)				Adder (A)			
			Straight	Field Modifiable	Curved Concave 30	Corner Display 90	Straight	Field Modifiable	Curved Concave 30	Corner Display 90
			ST	FM	C3	D9	ST	FM	C3	D9
42	20	VER-4220	1535	1650	2754	1176	1279	1365	2195	1009
42	24	VER-4224	1544	1660	2772	1183	1286	1373	2208	1014
48	20	VER-4820	1535	1650	2754	1176	1279	1365	2195	1009
48	24	VER-4824	1544	1660	2772	1183	1286	1373	2208	1014
63	20	VER-6320	2224	2393	4028	1693	1796	1924	3152	1397
63	24	VER-6324	2238	2409	4054	1703	1807	1935	3172	1405

List prices in USD (\$)

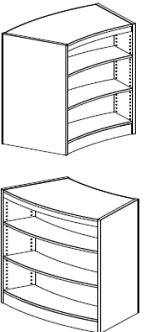
**Verge, Double Faced, Red Oak, Veneer Cornice
VER-XXXX-XX-RO-XX**



Height	Depth	Item	Starter (S)				Adder (A)			
			Straight	Field Modifiable	Curved Concave 30	Corner Display 90	Straight	Field Modifiable	Curved Concave 30	Corner Display 90
			ST	FM	C3	D9	ST	FM	C3	D9
42	20	VER-4220	1582	1701	2842	1212	1314	1403	2261	1036
42	24	VER-4224	1592	1711	2860	1219	1322	1411	2275	1041
48	20	VER-4820	1582	1701	2842	1212	1314	1403	2261	1036
48	24	VER-4824	1592	1711	2860	1219	1322	1411	2275	1041
63	20	VER-6320	2294	2469	4158	1745	1849	1981	3250	1437
63	24	VER-6324	2308	2485	4185	1756	1860	1992	3270	1445

List prices in USD (\$)

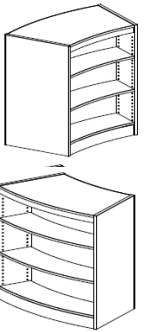
**Verge, Double Faced, Maple, HPL Cornice
VER-XXXX-XX-MP-XX-XXXX-XX**



Height	Depth	Item	Starter (S)				Adder (A)			
			Straight	Field Modifiable	Curved Concave 30	Corner Display 90	Straight	Field Modifiable	Curved Concave 30	Corner Display 90
			ST	FM	C3	D9	ST	FM	C3	D9
42	20	VER-4220	1621	1743	2914	1241	1343	1435	2315	1058
42	24	VER-4224	1631	1754	2932	1248	1351	1443	2329	1063
48	20	VER-4820	1621	1743	2914	1241	1343	1435	2315	1058
48	24	VER-4824	1631	1754	2932	1248	1351	1443	2329	1063
63	20	VER-6320	2351	2531	4264	1788	1892	2027	3330	1469
63	24	VER-6324	2366	2547	4291	1800	1903	2039	3350	1477

List prices in USD (\$)

**Verge, Double Faced, Maple, Veneer Cornice
VER-XXXX-XX-MP-XX**



Height	Depth	Item	Starter (S)				Adder (A)			
			Straight	Field Modifiable	Curved Concave 30	Corner Display 90	Straight	Field Modifiable	Curved Concave 30	Corner Display 90
			ST	FM	C3	D9	ST	FM	C3	D9
42	20	VER-4220	1671	1797	3006	1279	1381	1475	2385	1086
42	24	VER-4224	1682	1808	3026	1286	1389	1484	2399	1092
48	20	VER-4820	1671	1797	3006	1279	1381	1475	2385	1086
48	24	VER-4824	1682	1808	3026	1286	1389	1484	2399	1092
63	20	VER-6320	2425	2611	4401	1844	1948	2087	3433	1511
63	24	VER-6324	2441	2628	4430	1856	1959	2100	3454	1520

List prices in USD (\$)

VERGE DOUBLE FACE - MOBILE

**Verge, Double Faced, Mobile, Red Oak, HPL Cornice
VER-XXXX-XX-M-RO-XX-XXXXX-XX**



Height	Depth	Item	Mobile (M)		
			Straight	Field Modifiable	Curved Concave 30
			ST	FM	C3
42	20	VER-4220	1847	1962	3066
42	24	VER-4224	1856	1972	3084
48	20	VER-4820	1847	1962	3066
48	24	VER-4824	1856	1972	3084

List prices in USD (\$)

**Verge, Double Faced, Mobile, Red Oak, Veneer Cornice
VER-XXXX-XX-M-RO-XX**



Height	Depth	Item	Mobile (M)		
			Straight	Field Modifiable	Curved Concave 30
			ST	FM	C3
42	20	VER-4220	1894	2013	3154
42	24	VER-4224	1904	2023	3172
48	20	VER-4820	1894	2013	3154
48	24	VER-4824	1904	2023	3172

List prices in USD (\$)

**Verge, Double Faced, Mobile, Maple, HPL Cornice
VER-XXXX-XX-M-MP-XX-XXXXX-XX**



Height	Depth	Item	Mobile (M)		
			Straight	Field Modifiable	Curved Concave 30
			ST	FM	C3
42	20	VER-4220	1933	2055	3226
42	24	VER-4224	1943	2066	3244
48	20	VER-4820	1933	2055	3226
48	24	VER-4824	1943	2066	3244

List prices in USD (\$)

**Verge, Double Faced, Mobile, Maple, Veneer Cornice
VER-XXXX-XX-M-MP-XX**

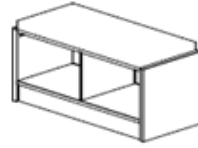


Height	Depth	Item	Mobile (M)		
			Straight	Field Modifiable	Curved Concave 30
			ST	FM	C3
42	20	VER-4220	1983	2109	3318
42	24	VER-4224	1994	2120	3338
48	20	VER-4820	1983	2109	3318
48	24	VER-4824	1994	2120	3338

List prices in USD (\$)

VERGE, STRAIGHT & CURVED BENCH

Verge benches are constructed in similar methodology as Verge shelving units. Benches come complete with a 2-1/2" cushion and can be specified in a variety of of different textiles. Cushions come hard fastened on to each bench seat. Benches are designed with open lower cubby units.

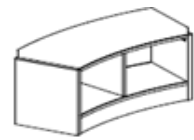


Verge Straight Bench, Red Oak
VER-XXXX-SB-X-RO-XX-GRD-FABRIC

Fabric Grade

Height	Depth	Starter/ Adder	Item	COM	A	B	C	D	E	F	G
19	12	S	VER-1912-SB-S-RO	1050	1050	1082	1113	1145	1187	1229	1281
19	16	S	VER-1916-SB-S-RO	1575	1575	1623	1670	1717	1780	1843	1922
19	20	S	VER-1920-SB-S-RO	1586	1586	1634	1681	1729	1792	1856	1935
19	24	S	VER-1924-SB-S-RO	1596	1596	1644	1692	1740	1804	1868	1948
19	12	A	VER-1912-SB-A-RO	1050	1050	1082	1113	1145	1187	1229	1281
19	16	A	VER-1916-SB-A-RO	1575	1575	1623	1670	1717	1780	1843	1922
19	20	A	VER-1920-SB-A-RO	1586	1586	1634	1681	1729	1792	1856	1935
19	24	A	VER-1924-SB-A-RO	1596	1596	1644	1692	1740	1804	1868	1948

List prices in USD (\$)



Verge Curved Bench 30, Red Oak
VER-XXXX-B3-X-RO-XX-GRD-FABRIC

Fabric Grade

Height	Depth	Starter/ Adder	Item	COM	A	B	C	D	E	F	G
19	12	S	VER-1912-B3-S-RO	1103	1103	1136	1169	1202	1246	1290	1346
19	16	S	VER-1916-B3-S-RO	1654	1654	1704	1753	1803	1869	1935	2018
19	20	S	VER-1920-B3-S-RO	1665	1665	1715	1765	1815	1882	1948	2032
19	24	S	VER-1924-B3-S-RO	1676	1676	1727	1777	1827	1894	1961	2045
19	12	A	VER-1912-B3-A-RO	1103	1103	1136	1169	1202	1246	1290	1346
19	16	A	VER-1916-B3-A-RO	1654	1654	1704	1753	1803	1869	1935	2018
19	20	A	VER-1920-B3-A-RO	1665	1665	1715	1765	1815	1882	1948	2032
19	24	A	VER-1924-B3-A-RO	1676	1676	1727	1777	1827	1894	1961	2045

List prices in USD (\$)

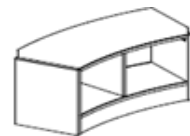


Verge Straight Bench, Maple
VER-XXXX-SB-X-MP-XX-GRD-FABRIC

Fabric Grade

Height	Depth	Starter/ Adder	Item	COM	A	B	C	D	E	F	G
19	12	S	VER-1912-SB-S-MP	1113	1113	1147	1180	1214	1258	1303	1358
19	16	S	VER-1916-SB-S-MP	1670	1670	1720	1770	1820	1887	1954	2037
19	20	S	VER-1920-SB-S-MP	1681	1681	1732	1782	1832	1900	1967	2051
19	24	S	VER-1924-SB-S-MP	1692	1692	1743	1794	1845	1912	1980	2064
19	12	A	VER-1912-SB-A-MP	1113	1113	1147	1180	1214	1258	1303	1358
19	16	A	VER-1916-SB-A-MP	1670	1670	1720	1770	1820	1887	1954	2037
19	20	A	VER-1920-SB-A-MP	1681	1681	1732	1782	1832	1900	1967	2051
19	24	A	VER-1924-SB-A-MP	1692	1692	1743	1794	1845	1912	1980	2064

List prices in USD (\$)



Verge Curved Bench 30, Maple
VER-XXXX-B3-X-MP-XX-GRD-FABRIC

Fabric Grade

Height	Depth	Starter/ Adder	Item	COM	A	B	C	D	E	F	G
19	12	S	VER-1912-B3-S-MP	1169	1169	1204	1239	1274	1321	1368	1426
19	16	S	VER-1916-B3-S-MP	1753	1753	1806	1859	1911	1981	2051	2139
19	20	S	VER-1920-B3-S-MP	1765	1765	1818	1871	1924	1995	2065	2153
19	24	S	VER-1924-B3-S-MP	1777	1777	1830	1883	1937	2008	2079	2168
19	12	A	VER-1912-B3-A-MP	1169	1169	1204	1239	1274	1321	1368	1426
19	16	A	VER-1916-B3-A-MP	1753	1753	1806	1859	1911	1981	2051	2139
19	20	A	VER-1920-B3-A-MP	1765	1765	1818	1871	1924	1995	2065	2153
19	24	A	VER-1924-B3-A-MP	1777	1777	1830	1883	1937	2008	2079	2168

List prices in USD (\$)

VERGE, STRAIGHT & CURVED BENCH, MOBILE

Mobile Benches are free-standing independent units

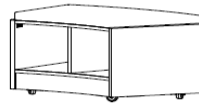


Verge Straight Bench, Red Oak
VER-XXXX-SB-M-RO-XX-GRD-FABRIC

Fabric Grade

Height	Depth	Mobile	Item	COM	A	B	C	D	E	F	G
19	12	M	VER-1912-SB-M-RO	1362	1362	1394	1425	1457	1499	1541	1593
19	16	M	VER-1916-SB-M-RO	1887	1887	1935	1982	2029	2092	2155	2234
19	20	M	VER-1920-SB-M-RO	1898	1898	1946	1993	2041	2104	2168	2247
19	24	M	VER-1924-SB-M-RO	1908	1908	1956	2004	2052	2116	2180	2260

List prices in USD (\$)



Verge Curved Bench 30, Red Oak
VER-XXXX-B3-M-RO-XX-GRD-FABRIC

Fabric Grade

Height	Depth	Mobile	Item	COM	A	B	C	D	E	F	G
19	12	M	VER-1912-B3-M-RO	1415	1415	1448	1481	1514	1558	1602	1658
19	16	M	VER-1916-B3-M-RO	1966	1966	2016	2065	2115	2181	2247	2330
19	20	M	VER-1920-B3-M-RO	1977	1977	2027	2077	2127	2194	2260	2344
19	24	M	VER-1924-B3-M-RO	1988	1988	2039	2089	2139	2206	2273	2357

List prices in USD (\$)

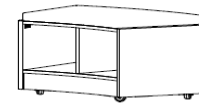


Verge Straight Bench, Maple
VER-XXXX-SB-M-MP-XX-GRD-FABRIC

Fabric Grade

Height	Depth	Mobile	Item	COM	A	B	C	D	E	F	G
19	12	M	VER-1912-SB-M-MP	1425	1425	1459	1492	1526	1570	1615	1670
19	16	M	VER-1916-SB-M-MP	1982	1982	2032	2082	2132	2199	2266	2349
19	20	M	VER-1920-SB-M-MP	1993	1993	2044	2094	2144	2212	2279	2363
19	24	M	VER-1924-SB-M-MP	2004	2004	2055	2106	2157	2224	2292	2376

List prices in USD (\$)



Verge Curved Bench 30, Maple
VER-XXXX-B3-M-MP-XX-GRD-FABRIC

Fabric Grade

Height	Depth	Mobile	Item	COM	A	B	C	D	E	F	G
19	12	M	VER-1912-B3-M-MP	1481	1481	1516	1551	1586	1633	1680	1738
19	16	M	VER-1916-B3-M-MP	2065	2065	2118	2171	2223	2293	2363	2451
19	20	M	VER-1920-B3-M-MP	2077	2077	2130	2183	2236	2307	2377	2465
19	24	M	VER-1924-B3-M-MP	2089	2089	2142	2195	2249	2320	2391	2480

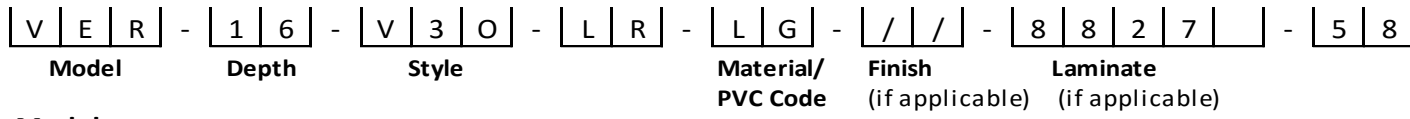
List prices in USD (\$)

VERGE Counter Top ITEM ORDERING
Specifications Required For Product Code

This is for Verge Counter Top ONLY; Single Face Shelf Unit to be ordered separately. Recommended to be used with 42"H Single Face Shelf Units

- + Model
- + Depth
- + Style
- + Side Edgeband Positioning (left, right, both, none)
- + Material or PVC Code
- + Laminate (if applicable)
- + Finish (if veneer top)

Example below:

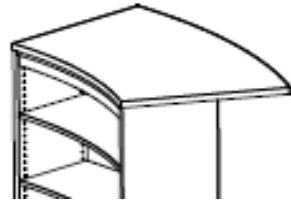


Model

Verge (VER)

Size (Depth)

16 - Available on 16" Depths Only



*Top Only

Style Example

- Convex Overhang (X30)
- Concave Overhang (V30)
- Straight Overhang (STO)

Ex: VER-16-V30-LR-LG-8827-58
 Verge Counter Top, 16" Deep, Concave Overhang, Left & Right Side Edgeband, Light Grey PVC Edgeband, Laminate-Sarim Twill Laminate

Side Edgeband Positioning Example

- Left & Right (LR)
- Left Only (LX)
- Right Only (XR)
- None (XX)

Material / Species

- Red Oak (RO)
- Maple (MP) **or**
- PVC Code*

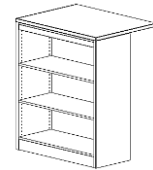
*PVC Codes:			
91 White	LT Light Tone	SC Shaker Cherry	BK Black
MS Metallic Silver	WC Wild Cherry	LG Light Grey	GP Graphite
AM Amber Maple	FH Figured Mahogany	IW Ice White	NS North Sea
BC Blossom Cherrywood	SB Spectrum Blue	SR Spectrum Red	FK Folkstone
FM Fusion Maple	NO Natural Oak	FW Frosty White	HT Inner Tone
MP Multiplex			

Finish Example

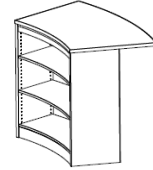
Clear (CL)

Laminate Example

Formica, Sarim Twill Laminate (8827-58)



Straight - STO



Concave - V30



Convex - X30

Verge Counter Top, Red Oak
VER-16-XXX-XX-RO-XX

		Counter Top		
		Straight	Curved Concave 30	Curved Convex 30
Depth	Item	STO	V30	X30
16	VER-16	322	617	560

List prices in USD (\$)

Verge Counter Top, Maple
VER-16-XXX-XX-MP-XX

		Counter Top		
		Straight	Curved Concave 30	Curved Convex 30
Depth	Item	STO	V30	X30
16	VER-16	332	632	574

List prices in USD (\$)

Verge Counter Top, HPL with PVC edge
VER-16-XXX-XX-XXXXXX-XX

		Counter Top		
		Straight	Curved Concave 30	Curved Convex 30
Depth	Item	STO	V30	X30
16	VER-16	266	510	463

List prices in USD (\$)

Verge Counter Top, HPL with self-edge matching laminate
VER-16-XXX-XX-XXXXXX-XX

		Counter Top		
		Straight	Curved Concave 30	Curved Convex 30
Depth	Item	STO	V30	X30
16	VER-16	262	503	458

List prices in USD (\$)