



## MYSPOOT 1-SPOT

Chairs shall consist of four wood legs, two end panel assemblies, a back panel assembly, two wood arm caps, a bottom panel, a seat support beam, a back cushion assembly, a seat cushion, and rotating tablet assemblies. Each part shall be fastened to adjacent parts by means of rigid mechanical fasteners.

**Wood Legs:** Legs shall be 2-1/4" square, solid hardwood. The bottom of each leg shall be fitted with an aluminum accent foot with a powder coat finish, and a 1-1/4" diameter chrome glide with a 1" stem. The two back legs shall join the back and side assemblies, and shall also attach directly to the wood arm caps. The two front legs shall join the side assemblies and the seat support beam. The front legs shall stop short of the arm caps leaving a space in which a 1-1/4" diameter metal standoff with a powder coat finish shall be placed. As an option, in lieu of the standoff, a rotating tablet assembly shall be placed to fill the space between the leg and the arm cap.

**End Panel Assemblies:** End panel assemblies shall consist of an inner layer, and two outer layers. The inner layer shall be 3/4" raw particle board with veneer tape on the top edge, and shall attach to the wood legs by means of mechanical fasteners. The two outer layers shall be 7/16" MDF wrapped with fabric. The outer layer panels shall be attached to the inner layer panel by means of mechanical fasteners.

**Back Panel Assembly:** The back panel assembly shall consist of an inner layer, and one outer layer. The inner layer shall be 3/4" raw particle board, and shall attach to the wood legs by means of mechanical fasteners. The outer layer shall be either 7/16" MDF wrapped with fabric. The outer layer panel shall be attached to the inner layer panel by means of mechanical fasteners.

**Wood Arm Caps:** Wood arm caps shall be 1-1/8" thick by 6" wide solid hardwood, and shall be attached to the legs either directly, or by way of the standoff or tablet assembly, by means of 1/4" thick by 4" square steel plates. The plate is secured to the leg with a dowel nut and one flat head machine bolt. The plate is fastened to the underside of the arm with wood screws.

**Bottom Panel:** The bottom panel shall be a resilient panel material such as veneer core plywood, and shall support the seat cushion. The panel shall attach to the seat support beam at the front, and to the back panel assembly at the back.

**Seat Support Beam:** The seat support beam shall be fabricated from 1-1/2" by 2" structural steel tubing, and shall have a powder coat finish. At each end, the beam shall attach to the front legs by means of mechanical fasteners.

**Fixed Back Cushion Assembly:** The fixed back cushion assembly shall consist of a particle board stiffener with high density, fire retardant foam cushion. The entire assembly is covered with fabric and attached to the back panel assembly with screws.

**Loose Seat Cushion:** The loose seat cushion shall consist of a high density, fire retardant foam cushion with a sewn removable fabric cover. The component is tethered to the chair with elastic strapping, D-clips and hooks.

**Tablet Assembly:** The tablet assembly shall consist of a rotating mechanism, a tablet base, and a flipper tray. The tablet base and flipper tray shall be fabricated 3/4" thick MDF construction with black powdercoat finish. When the hinged flipper tray is in the open position, a flush surface of 11-3/4" deep by 15" wide is available to the user. The rotating mechanism allows the tablet to rotate 360°, and allows for storage under the wood arm cap when not in use.

## MYSPT 2-SPOT

The double seat station shall consist of two wood legs, two end panel assemblies, a back panel assembly, two wood arm caps, a center table, two bottom panels, a seat support beam, two back cushions, two seat cushions, and rotating tablet assemblies. Each part shall be fastened to adjacent parts by means of rigid mechanical fasteners.

**Wood Legs:** Legs shall be 2-1/4" square, solid hardwood. The bottom of each leg shall be fitted with an aluminum accent foot with a powder coat finish, and a 1-1/4" diameter chrome glide with a 1" stem. The front legs shall stop short of the arm caps leaving a space in which a 1-1/4" diameter metal standoff with a powder coat finish shall be placed. As an option, in lieu of the standoff, a rotating tablet assembly shall be placed to fill the space between the leg and the arm cap.

**End Panel Assemblies:** End panel assemblies shall consist of an inner layer, and two outer layers. The inner layer shall be 3/4" raw particle board with veneer tape on the top edge, and shall attach to the wood legs and back panel frame by means of mechanical fasteners. The two outer layers shall be 7/16" MDF wrapped with fabric. The outer layer panels shall be attached to the inner layer panel by means of mechanical fasteners.

**Back Panel Assembly:** The back panel assembly shall consist of an inner layer, and two outer layers. The inner layer shall be 3/4" raw particle board with 2-1/4" square, solid hardwood bands on the top and sides. The bands on the sides shall extend beyond the bottom edge of the inner panel to mimic the front legs. The bottom of each side band shall be fitted with an aluminum accent foot with a powder coat finish, and a 1-1/4" diameter chrome glide with a 1" stem. The back panel shall attach to the end panel assemblies by means of mechanical fasteners. The outer layer shall be 7/16" MDF wrapped with fabric. The outer layer panels shall be attached to the inner layer panel by means of mechanical fasteners.

**Wood Arm Caps:** Wood arm caps shall be 1-1/8" thick by 6" wide solid hardwood, and shall be attached to the legs, by way of the standoff or tablet assembly, by means of 1/4" thick by 4" square steel plates. The plate is secured to the leg with a dowel nut and one flat head machine bolt. The plate is fastened to the underside of the arm with wood screws. The wood arm caps shall attach to the back panel assembly by means of mechanical fasteners.

**Center Table:** The center table shall be a 3-ply construction consisting of 0.050" high pressure laminate face, medium density particle board core, and 0.028" balancing backer, for a nominal total thickness of 1-1/4". The edges shall be internally banded on three edges with a 1/4" wide, flat, solid hardwood band. The center table shall attach to the back panel and seat support beam by means of mechanical fasteners.

**Bottom Panels:** The bottom panels shall be a resilient panel material such as veneer core plywood, and shall support the seat cushions. The panels shall attach to the seat support beam at the front, and to the back panel assembly at the back.

**Seat Support Beam:** The seat support beam shall be fabricated from 1-1/2" by 2" structural steel tubing, and shall have a powder coat finish. At each end, the beam shall attach to the front legs by means of mechanical fasteners.

**Loose Back Cushion:** The loose back cushion shall consist of a high density, fire retardant foam cushion with a sewn, removable fabric cover. The component is tethered to the chair with elastic strapping, D-clips and hooks.

**Loose Seat Cushion:** The loose seat cushion shall consist of a high density, fire retardant foam cushion with a sewn removable fabric cover. The component is tethered to the chair with elastic strapping, D-clips and hooks.

**Tablet Assembly:** The tablet assembly shall consist of a rotating mechanism, a tablet base, and a flipper tray. The tablet base and flipper tray shall be fabricated from 3/4" thick, solid black powdercoat finish. When the hinged flipper tray is in the open position, a flush surface of 11-3/4" deep by 15" wide is available to the user. The rotating mechanism allows the tablet to rotate 360°, and allows for storage under the wood arm cap when not in use.

# MYSLOT 2+2SPOT

The back to back double seat station shall consist of four wood legs, four end panel assemblies, a back panel assembly, two wood arm caps, two center tables, four bottom panels, two seat support beams, four back cushions, four seat cushions, and rotating tablet assemblies. Each part shall be fastened to adjacent parts by means of rigid mechanical fasteners.

**Wood Legs:** Legs shall be 2-1/4" square, solid hardwood. The bottom of each leg shall be fitted with an aluminum accent foot with a powder coat finish, and a 1-1/4" diameter chrome glide with a 1" stem. The front legs shall stop short of the arm caps leaving a space in which a 1-1/4" diameter metal standoff with a powder coat finish shall be placed. As an option, in lieu of the standoff, a rotating tablet assembly shall be placed to fill the space between the leg and the arm cap.

**End Panel Assemblies:** End panel assemblies shall consist of an inner layer, and two outer layers. The inner layer shall be 3/4" raw particle board with veneer tape on the top edge, and shall attach to the wood legs and back panel frame by means of mechanical fasteners. The two outer layers shall be 7/16" MDF wrapped with fabric. The outer layer panels shall be attached to the inner layer panel by means of mechanical fasteners.

**Back Panel Assembly:** The back panel assembly shall consist of an inner layer, and two outer layers. The inner layer shall be 3/4" raw particle board with 2-1/4" square, solid hardwood bands on the top and sides. The bands on the sides shall extend beyond the bottom edge of the inner panel to mimic the front legs. The bottom of each side band shall be fitted with an aluminum accent foot with a powder coat finish, and a 1-1/4" diameter chrome glide with a 1" stem. The back panel shall attach to the end panel assemblies by means of mechanical fasteners. The outer layer shall be 7/16" MDF wrapped with fabric. The outer layer panels shall be attached to the inner layer panel by means of mechanical fasteners.

**Wood Arm Caps:** Wood arm caps shall be 1-1/8" thick by 6" wide solid hardwood, and shall be attached to the legs, by way of the standoff or tablet assembly, by means of 1/4" thick by 4" square steel plates. The plate is secured to the leg with a dowel nut and one flat head machine bolt. The plate is fastened to the underside of the arm with wood screws. The wood arm caps shall attach to the back panel assembly by means of mechanical fasteners.

**Center Tables:** The center tables shall be a 3-ply construction consisting of 0.050" high pressure laminate face, medium density particle board core, and 0.028" balancing backer, for a nominal total thickness of 1-1/4". The edges shall be internally banded on three edges with a 1/4" wide, flat, solid hardwood band. The center tables shall attach to the back panel and seat support beam by means of mechanical fasteners.

**Bottom Panels:** The bottom panels shall be a resilient panel material such as veneer core plywood, and shall support the seat cushions. The panels shall attach to the seat support beam at the front, and to the back panel assembly at the back.

**Seat Support Beams:** The seat support beams shall be fabricated from 1-1/2" by 2" structural steel tubing, and shall have a powder coat finish. At each end, the beam shall attach to the front legs by means of mechanical fasteners.

**Loose Back Cushion:** The loose back cushion shall consist of a high density, fire retardant foam cushion with a sewn, removable fabric cover. The component is tethered to the chair with elastic strapping, D-clips and hooks.

**Loose Seat Cushion:** The loose seat cushion shall consist of a high density, fire retardant foam cushion with a sewn removable fabric cover. The component is tethered to the chair with elastic strapping, D-clips and hooks.

**Tablet Assembly:** The tablet assembly shall consist of a rotating mechanism, a tablet base, and a flipper tray. The tablet base and flipper tray shall be fabricated from 3/4" thick, solid black powdercoat finish. When the hinged flipper tray is in the open position, a flush surface of 11-3/4" deep by 15" wide is available to the user. The rotating mechanism allows the tablet to rotate 360°, and allows for storage under the wood arm cap when not in use.

# MYSPOt 4SPOT

The four seat quad station shall consist of four wood legs, four end panel assemblies, four back panel assemblies, a center post, four wood arm caps, four bottom panels, four seat support beams, four back cushions, four seat cushions, and rotating tablet assemblies. Each part shall be fastened to adjacent parts by means of rigid mechanical fasteners.

**Wood Legs:** Legs shall be 2-1/4" square, solid hardwood. The bottom of each leg shall be fitted with an aluminum accent foot with a powder coat finish, and a 1-1/4" diameter chrome glide with a 1" stem. The legs shall stop short of the arm caps leaving a space in which a 1-1/4" diameter metal standoff with a powder coat finish shall be placed. As an option, in lieu of the standoff, a rotating tablet assembly shall be placed to fill the space between the leg and the arm cap.

**End Panel Assemblies:** End panel assemblies shall consist of an inner layer, and two outer layers. The inner layer shall be 3/4" raw particle board with veneer tape on the top edge, and shall attach to the wood legs and back panel frame by means of mechanical fasteners. The two outer layers shall be 7/16" MDF wrapped with fabric. The outer layer panels shall be attached to the inner layer panel by means of mechanical fasteners.

**Back Panel Assembly:** The back panel assembly shall consist of an inner layer, and two outer layers. The inner layer shall be 3/4" raw particle board with 2-1/4" square, solid hardwood bands on the top and one side. The band on the side shall extend beyond the bottom edge of the inner panel to mimic the leg. The bottom of the side band shall be fitted with an aluminum accent foot with a powder coat finish, and a 1-1/4" diameter chrome glide with a 1" stem. The back panel shall attach to the end panel assembly by means of mechanical fasteners. The outer layer shall be 7/16" MDF wrapped with fabric. The outer layer panels shall be attached to the inner layer panel by means of mechanical fasteners.

**Center Post:** The center post shall be 2-1/4" square solid hardwood. The bottom of the post shall be fitted with a 1-1/4" diameter chrome glide with a 1" stem. The center post shall attach to the four back panel assemblies by means of mechanical fasteners.

**Wood Arm Caps:** Wood arm caps shall be 1-1/8" thick by 6" wide solid hardwood, and shall be attached to the legs, by way of the standoff or tablet assembly, by means of 1/4" thick by 4" square steel plates. The plate is secured to the leg with a dowel nut and one flat head machine bolt. The plate is fastened to the underside of the arm with wood screws. The wood arm caps shall attach to the back panel assemblies by means of mechanical fasteners.

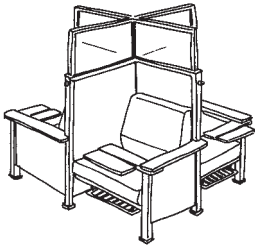
**Bottom Panels:** The bottom panels shall be a resilient panel material such as veneer core plywood, and shall support the seat cushions. The panels shall attach to the seat support beam at the front, and to the back panel assembly at the back.

**Seat Support Beams:** The seat support beams shall be fabricated from 1-1/2" by 2" structural steel tubing, and shall have a powder coat finish. At the ends, the beam shall attach to the leg and the adjacent back panel assembly by means of mechanical fasteners.

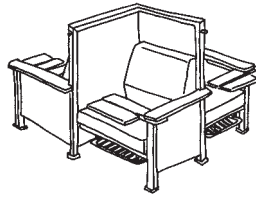
**Loose Back Cushion:** The loose back cushion shall consist of a high density, fire retardant foam cushion with a sewn, removable fabric cover. The component is tethered to the chair with elastic strapping, D-clips and hooks.

**Loose Seat Cushion:** The loose seat cushion shall consist of a high density, fire retardant foam cushion with a sewn removable fabric cover. The component is tethered to the chair with elastic strapping, D-clips and hooks.

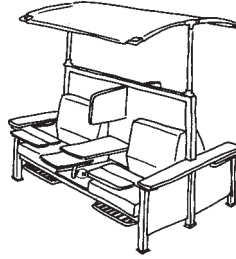
**Tablet Assembly:** The tablet assembly shall consist of a rotating mechanism, a tablet base, and a flipper tray. The tablet base and flipper tray shall be fabricated from 3/4" thick, solid black powdercoat finish. When the hinged flipper tray is in the open position, a flush surface of 11-3/4" deep by 15" wide is available to the user. The rotating mechanism allows the tablet to rotate 360°, and allows for storage under the wood arm cap when not in use.



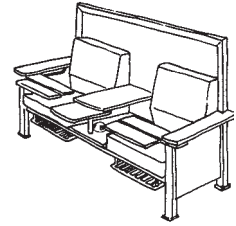
4-Spot with screen



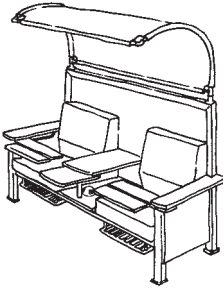
4-Spot



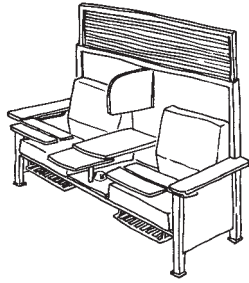
2+2-Spot with canopy & privacy



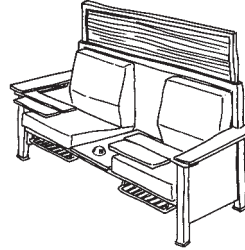
2-Spot with tall back



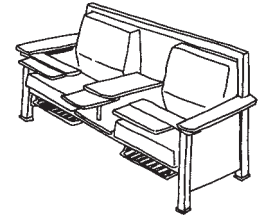
2-Spot with canopy



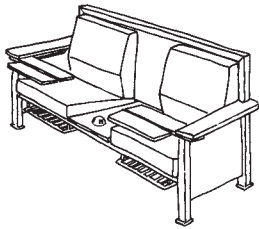
2-Spot with screen & privacy



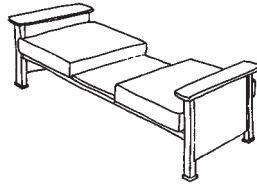
2-Spot with screen



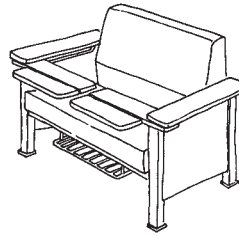
2-Spot with table



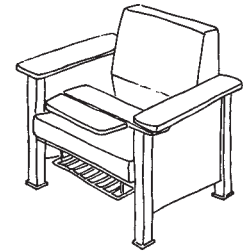
2-Spot



2-Spot bench



1½-Spot



1-Spot



**WORDEN**

199 East 17<sup>th</sup> Street  
Holland, Michigan 49423  
800.748.0561  
wordencompany.com

© 2019 The Worden Company